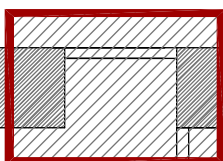
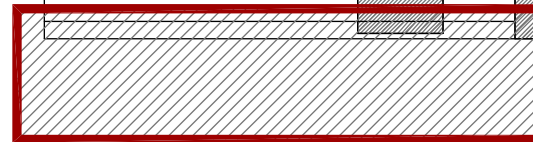






area d'intervento - B

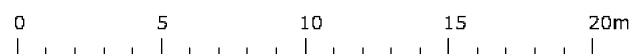


area d'intervento - A



LEGENDA :

-  EDICOLE E LOCULI ESISTENTI
-  CAMPI D'INUMAZIONE
-  CHIESA
-  CAMERA MORTUARIA



Planimetria Cimitero comunale
con individuazione delle aree d'intervento